

BATHROOM
Sade Floor-Mounted Vessel Filler
G-1825-LM36N

GRAFF[®]



Information

- Floor-mount installation
- Aerated flow rate ≤ 1.2 max gpm
- 9-7/8" spout reach
- 39-3/8-41-1/2" maximum spout height
- Drain assembly not included
- ADA
- CALGreen

G-1825-LM36N
Sade Collection
Floor-Mounted Vessel Filler



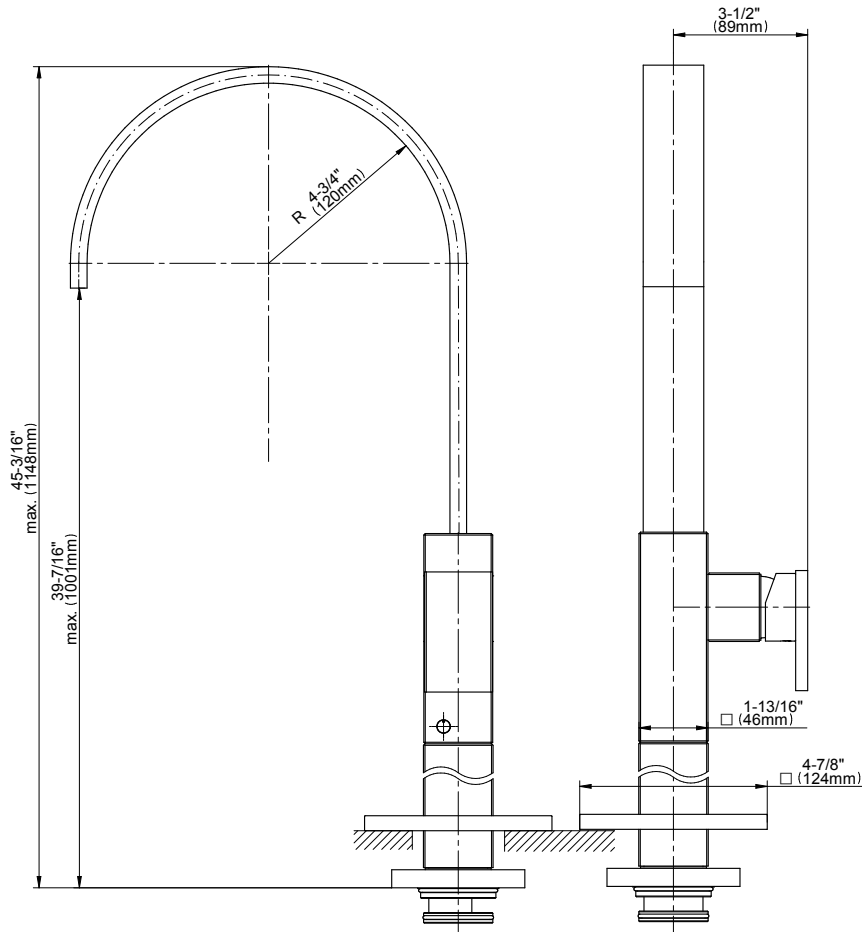
Product Features

- Floor-mount installation
- Aerated flow rate < 1.2 max gpm
- 9-7/8" spout reach
- 39-3/8-41-1/2" maximum spout height
- Drain assembly not included

Available Finishes

- Polished Chrome
G-1825-LM36N-PC
- Polished Nickel
G-1825-LM36N-PN
- Unfinished Brass*
G-1825-LM36N-UB*
- Olive Bronze
G-1825-LM36N-OB
- Steinox
G-1825-LM36N-SN
- Gold*
G-1825-LM36N-AU*
- Brushed Gold*
G-1825-LM36N-BAU*

* Special order finish- call for availability



Code Compliance

- ADA
- CALGreen

Warranty

- Limited lifetime warranty

For complete warranty information go to
www.graff-designs.com/en-nam/warranty

BATHROOM
Spout Connection Rough
G-1045

GRAFF®



Finishes



24K Gold



24K Brushed
Gold



Architectural
Black™



Matte Black



Olive Bronze



Polished
Chrome



Polished
Nickel



Steelnox®
(Satin Nickel)



Architectural
White

G-1045

Spout Connection Rough



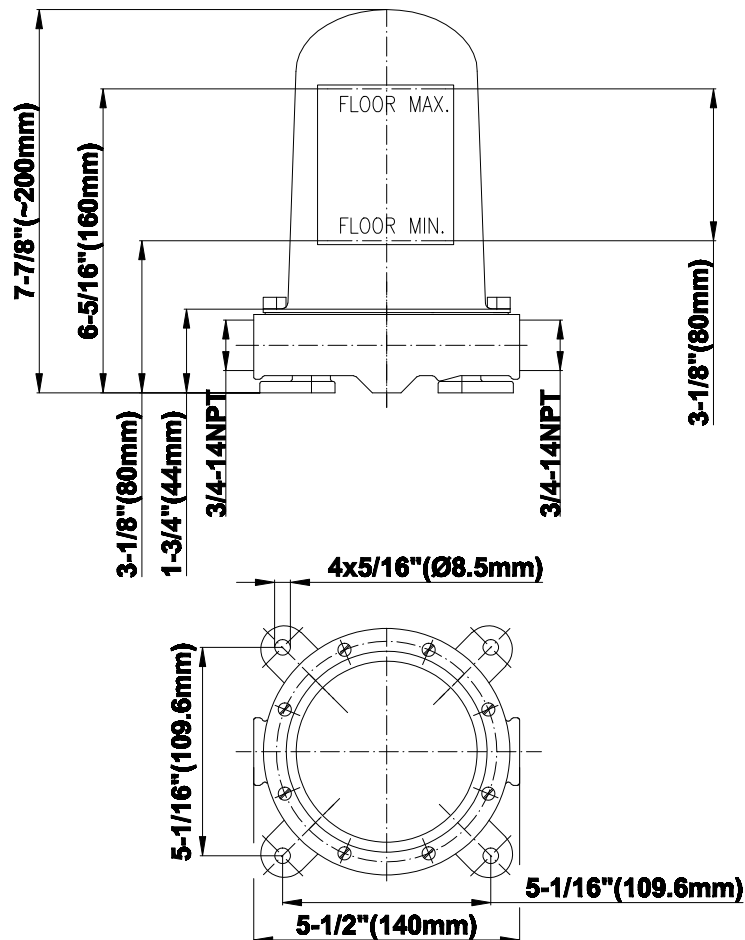
Product Features

- Mud guard displays minimum and maximum floor depth
- Rough can be installed in any orientation making it convenient to route pipes to the rough
- Trim can be rotated 360 degrees in any directions
- Averages 10 GPM with most trim

Warranty

- Limited lifetime warranty

For complete warranty information go to <http://www.graff-faucets.com/en/info/faqs>

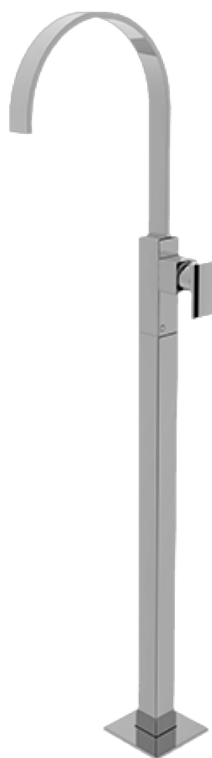


The measurements shown are for reference only. Products and specifications shown are subject to change without notice. Revised 07/2017.

www.graff-faucets.com | phone: 800-954-4723

BATHROOM
Sade Floor-Mounted Vessel Filler
G-1825-LM36N

GRAFF®




Information

- Floor-mount installation
- Aerated flow rate ≤ 1.2 max gpm
- 9-7/8" spout reach
- 39-3/8-41-1/2" maximum spout height
- Drain assembly not included
- ADA
- CALGreen

Finishes



24K Gold




24K Brushed
Gold



Architectural
Black™



Matte Black



Olive Bronze



Polished
Chrome



Polished
Nickel



Steelnox®
(Satin Nickel)



Architectural
White

G-1825-LM36N

Sade Collection
Floor-Mounted Vessel Filler

GRAFF[®]
CUTTING EDGE DESIGN



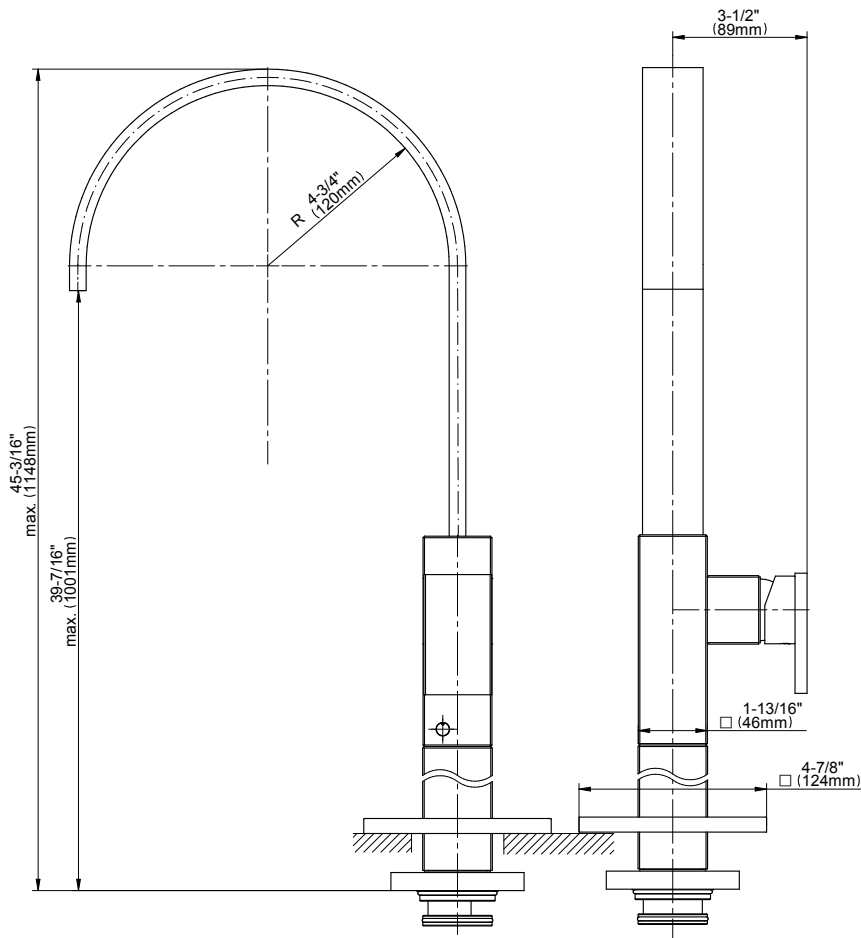
Product Features

- Floor-mount installation
- Aerated flow rate < 1.2 max gpm
- 9-7/8" spout reach
- 39-3/8-41-1/2" maximum spout height
- Drain assembly not included

Available Finishes

- Polished Chrome
G-1825-LM36N-PC
- Polished Nickel
G-1825-LM36N-PN
- Unfinished Brass*
G-1825-LM36N-UB*
- Olive Bronze
G-1825-LM36N-OB
- Steelnox
G-1825-LM36N-SN
- Gold*
G-1825-LM36N-AU*
- Brushed Gold*
G-1825-LM36N-BAU*

* Special order finish- call for availability



Code Compliance

- ADA
- CALGreen

Warranty

- Limited lifetime warranty

For complete warranty information go to
www.graff-designs.com/en-nam/warranty

The measurements shown are for reference only. Products and specifications shown are subject to change without notice. Revised 11/2017

www.graff-designs.com | phone: 800-954-4723